

REPORT #: BR0048357
 START DATE/TIME: 07/20/23 04:37 PM
 END DATE/TIME: 07/22/23 04:37 PM
 DEVICE TYPE: CRM



RADON RESULTS SUMMARY

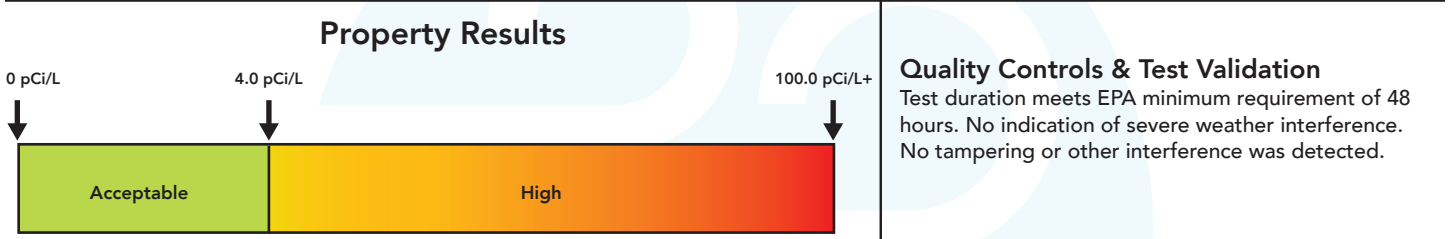
Radon Test Conducted By: Emily Burnett
 Radon Test Conducted For:

Individual Certification Number:
 Property Tested:

Test Site:	Serial #	* EPA Protocol Avg:	Temp:	Humidity:	Pressure:
1) Basement	050755	7.5 pCi/L	75.8 °F	56.8%	98.5 kPa
2)					
3)					
4)					

* Uncertainty ± 1%

Recommendations: Mitigation is recommended: At least one test site at this property tested above the EPA 4.0 pCi/L Action Level. No additional mitigation recommended at this time: Conduct a follow-up test in an opposite season, every two years and/or upon significant structural and/or HVAC modifications.



MITIGATION RECOMMENDATIONS

The EPA recommends homes be mitigated if the radon level is 4.0 pCi/L (picocuries per liter) or more. A follow-up test is recommended every 2 years and every time the dwelling undergoes major structural and/or HVAC changes.

MEASUREMENT RESULTS

This property was tested for the presence of radon gas according to short-term testing protocols for real estate transactions. The test is considered a screening of average radon gas concentrations at the specific test location(s) during the measurement period only. Indoor radon levels fluctuate daily, seasonally, and annually based on human occupancy, mechanical appliance usage, weather, and other factors. The mitigation recommendation shown on this report is determined based on the EPA Protocol Avg. to account for ramp up time.

TEST LOCATIONS

The greatest exposure to radon in the home; rooms that are in contact with the ground, below ground, and immediately above. For this reason, this home was tested in the livable area(s) in accordance with EPA and state guidelines. Radon detection devices are never placed in unlivable spaces such as crawlspaces, sump pits, closets, etc.

HEALTH RISK

The average indoor radon concentration nationwide is about 1.3 pCi/L. An individual that has never smoked, exposed to 1.3 pCi/L has a 2 in 1,000 chance of dying from lung cancer while a smoker has a 20 in 1,000 chance of dying from lung cancer. There is no safe level of exposure to radon. For more information on this please visit: <https://www.epa.gov/radon/citizens-guide-radon-guide-protecting-yourself-and-your-family-radon>

INTERFERENCE

Significant quality control efforts were made to protect the integrity of this sampling. This includes interference due to tampering. Breeze Radon Monitoring Systems cannot provide any warranty against tampering while measurement devices were under control of an interested party and/or his or her representatives such as in real estate transactions. Breeze Radon Monitoring Systems and its representatives cannot provide any warranty for the consequences of erroneous test results and cannot be held liable under any charges or claims for losses.

PERCENT UNCERTAINTY

Errors of uncertainty are inherent in all measurements. The confidence surrounding the radon measurement is a function of the level of detection of the BREEZE monitor. For example, if your error of uncertainty is 3.7% and your radon level was measured to be 2.7 pCi/L your expected radon level is between 2.6 and 2.8 pCi/L.

For More Information:

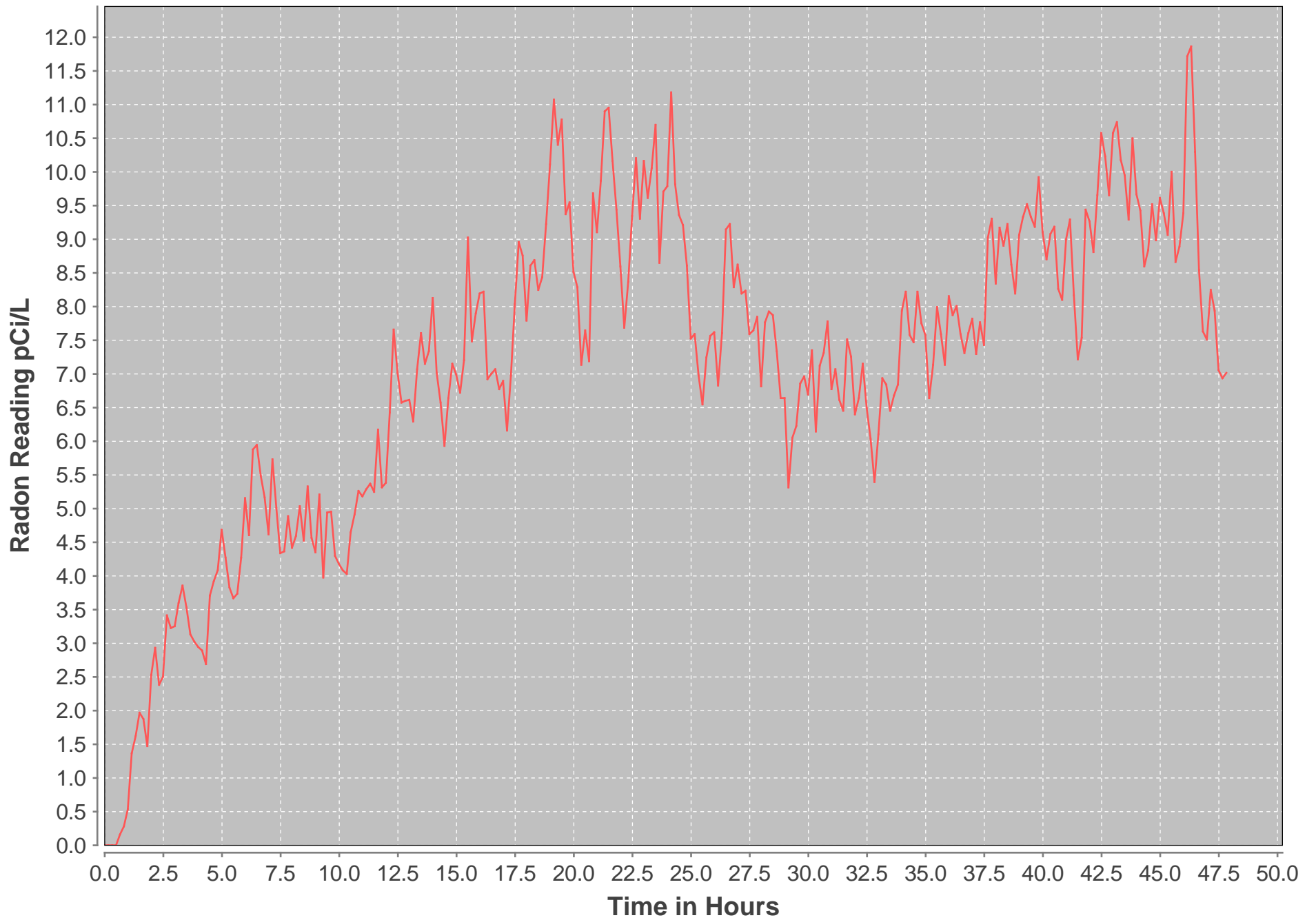


Journey Property Inspections LLC
 (517) 673-4625
 emily@journeypropertyinspections.com
 www.journeypropertyinspections.com

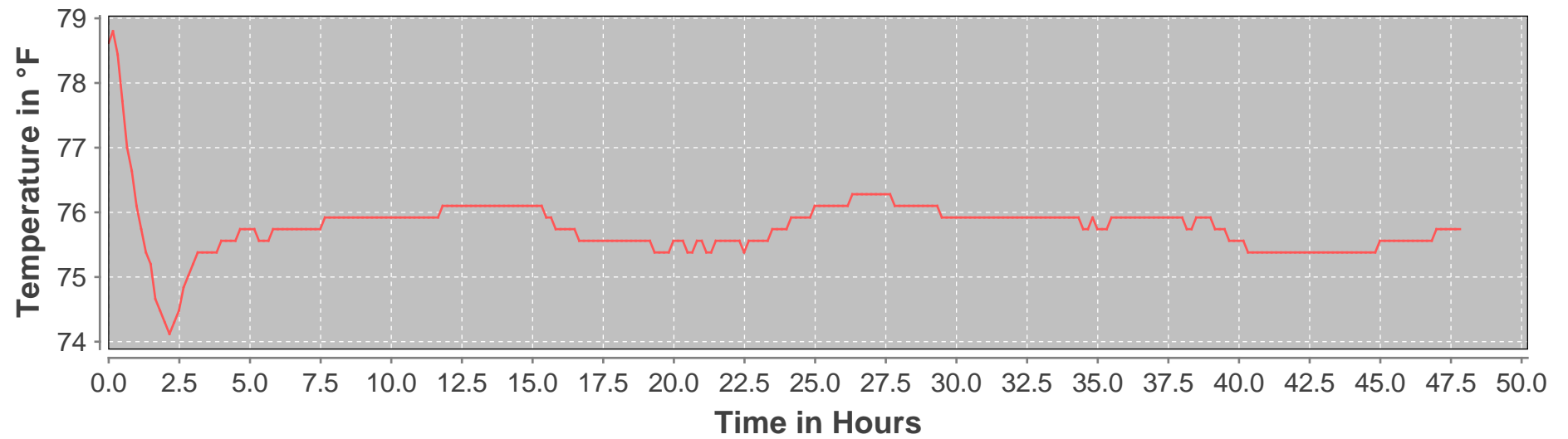


Results reviewed by:
 Residential Warranty Services, Inc. D.B.A.
 Inspectorlab, D.B.A. Prioritylab ID: RB2721

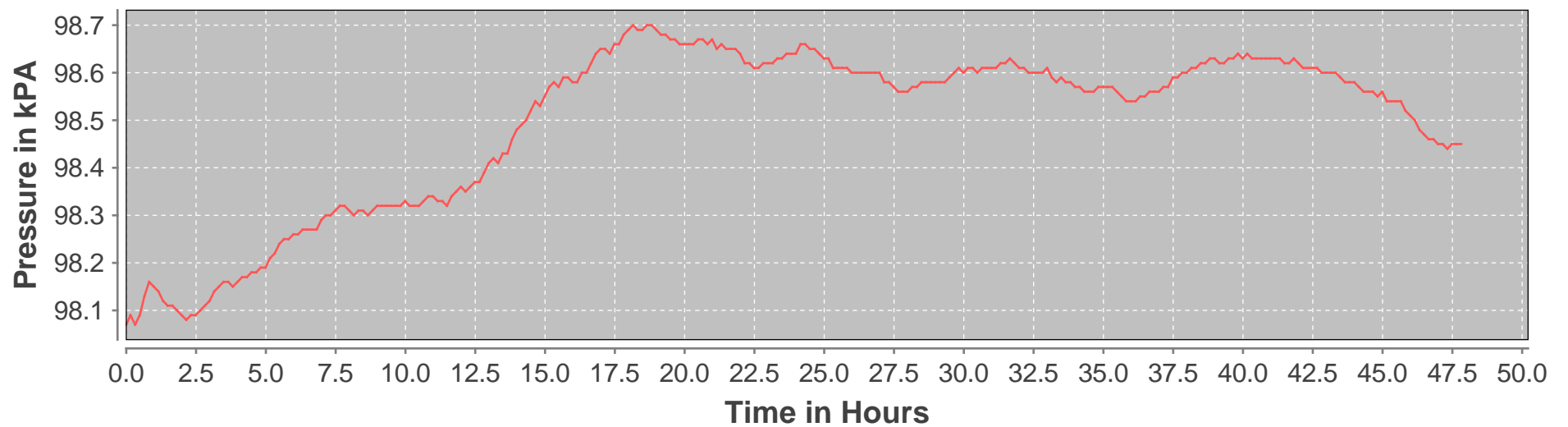
Radon Readings




Temperature Readings



Pressure Readings



Device Placement: Latitude _____ Longitude _____



Google

Imagery ©2023 Maxar Technologies

Data Readings for Test Site Basement

Reading Time Stamp	Radon Reading pCi/L	Temp °F	Humidity	Pressure kPA	Tampered
07/20/23 04:38 PM EDT	0.0	78.62	55.1%	98.07	NO
07/20/23 04:47 PM EDT	0.0	78.80	52.6%	98.09	NO
07/20/23 04:57 PM EDT	0.0	78.44	52.4%	98.07	NO
07/20/23 05:07 PM EDT	0.0	77.72	51.9%	98.09	NO
07/20/23 05:17 PM EDT	0.2	77.00	51.2%	98.13	NO
07/20/23 05:27 PM EDT	0.3	76.64	52.4%	98.16	NO
07/20/23 05:37 PM EDT	0.5	76.10	51.3%	98.15	NO
07/20/23 05:47 PM EDT	1.4	75.74	50.5%	98.14	NO
07/20/23 05:57 PM EDT	1.6	75.38	49.3%	98.12	NO
07/20/23 06:07 PM EDT	2.0	75.20	49.0%	98.11	NO
07/20/23 06:17 PM EDT	1.9	74.66	49.3%	98.11	NO
07/20/23 06:27 PM EDT	1.5	74.48	49.7%	98.10	NO
07/20/23 06:37 PM EDT	2.5	74.30	49.4%	98.09	NO
07/20/23 06:47 PM EDT	2.9	74.12	49.0%	98.08	NO
07/20/23 06:57 PM EDT	2.4	74.30	50.4%	98.09	NO
07/20/23 07:07 PM EDT	2.5	74.48	51.4%	98.09	NO
07/20/23 07:17 PM EDT	3.4	74.84	52.0%	98.10	NO
07/20/23 07:27 PM EDT	3.2	75.02	52.6%	98.11	NO
07/20/23 07:37 PM EDT	3.3	75.20	52.9%	98.12	NO
07/20/23 07:47 PM EDT	3.6	75.38	53.1%	98.14	NO
07/20/23 07:57 PM EDT	3.9	75.38	53.6%	98.15	NO
07/20/23 08:07 PM EDT	3.5	75.38	53.8%	98.16	NO
07/20/23 08:17 PM EDT	3.1	75.38	54.0%	98.16	NO
07/20/23 08:27 PM EDT	3.0	75.38	54.2%	98.15	NO
07/20/23 08:37 PM EDT	2.9	75.56	54.3%	98.16	NO
07/20/23 08:47 PM EDT	2.9	75.56	54.4%	98.17	NO
07/20/23 08:57 PM EDT	2.7	75.56	54.7%	98.17	NO
07/20/23 09:07 PM EDT	3.7	75.56	54.9%	98.18	NO
07/20/23 09:17 PM EDT	3.9	75.74	55.1%	98.18	NO
07/20/23 09:27 PM EDT	4.1	75.74	55.3%	98.19	NO
07/20/23 09:37 PM EDT	4.7	75.74	55.4%	98.19	NO
07/20/23 09:47 PM EDT	4.3	75.74	55.5%	98.21	NO
07/20/23 09:57 PM EDT	3.8	75.56	55.8%	98.22	NO
07/20/23 10:07 PM EDT	3.7	75.56	55.9%	98.24	NO
07/20/23 10:17 PM EDT	3.7	75.56	56.1%	98.25	NO
07/20/23 10:27 PM EDT	4.3	75.74	56.1%	98.25	NO
07/20/23 10:37 PM EDT	5.2	75.74	56.2%	98.26	NO
07/20/23 10:47 PM EDT	4.6	75.74	56.2%	98.26	NO
07/20/23 10:57 PM EDT	5.9	75.74	56.4%	98.27	NO

Data Readings for Test Site Basement (Continued)

Reading Time Stamp	Radon Reading pCi/L	Temp °F	Humidity	Pressure kPA	Tampered
07/20/23 11:17 PM EDT	5.5	75.74	56.7%	98.27	NO
07/20/23 11:27 PM EDT	5.2	75.74	56.7%	98.27	NO
07/20/23 11:37 PM EDT	4.6	75.74	56.8%	98.29	NO
07/20/23 11:47 PM EDT	5.7	75.74	56.8%	98.30	NO
07/20/23 11:57 PM EDT	5.0	75.74	56.8%	98.30	NO
07/21/23 12:07 AM EDT	4.3	75.74	56.8%	98.31	NO
07/21/23 12:17 AM EDT	4.4	75.92	56.9%	98.32	NO
07/21/23 12:27 AM EDT	4.9	75.92	56.9%	98.32	NO
07/21/23 12:37 AM EDT	4.4	75.92	56.9%	98.31	NO
07/21/23 12:47 AM EDT	4.6	75.92	56.9%	98.30	NO
07/21/23 12:57 AM EDT	5.0	75.92	56.9%	98.31	NO
07/21/23 01:07 AM EDT	4.5	75.92	57.0%	98.31	NO
07/21/23 01:17 AM EDT	5.3	75.92	57.0%	98.30	NO
07/21/23 01:27 AM EDT	4.6	75.92	57.0%	98.31	NO
07/21/23 01:37 AM EDT	4.4	75.92	57.1%	98.32	NO
07/21/23 01:47 AM EDT	5.2	75.92	57.1%	98.32	NO
07/21/23 01:57 AM EDT	4.0	75.92	57.2%	98.32	NO
07/21/23 02:07 AM EDT	4.9	75.92	57.2%	98.32	NO
07/21/23 02:17 AM EDT	5.0	75.92	57.3%	98.32	NO
07/21/23 02:27 AM EDT	4.3	75.92	57.2%	98.32	NO
07/21/23 02:37 AM EDT	4.2	75.92	57.3%	98.33	NO
07/21/23 02:47 AM EDT	4.1	75.92	57.2%	98.32	NO
07/21/23 02:57 AM EDT	4.0	75.92	57.2%	98.32	NO
07/21/23 03:07 AM EDT	4.6	75.92	57.2%	98.32	NO
07/21/23 03:17 AM EDT	4.9	75.92	57.2%	98.33	NO
07/21/23 03:27 AM EDT	5.3	75.92	57.2%	98.34	NO
07/21/23 03:37 AM EDT	5.2	75.92	57.3%	98.34	NO
07/21/23 03:47 AM EDT	5.3	75.92	57.3%	98.33	NO
07/21/23 03:57 AM EDT	5.4	75.92	57.3%	98.33	NO
07/21/23 04:07 AM EDT	5.2	75.92	57.2%	98.32	NO
07/21/23 04:17 AM EDT	6.2	75.92	57.3%	98.34	NO
07/21/23 04:27 AM EDT	5.3	76.10	57.2%	98.35	NO
07/21/23 04:37 AM EDT	5.4	76.10	57.2%	98.36	NO
07/21/23 04:47 AM EDT	6.4	76.10	57.1%	98.35	NO
07/21/23 04:57 AM EDT	7.7	76.10	57.1%	98.36	NO
07/21/23 05:07 AM EDT	7.0	76.10	57.0%	98.37	NO
07/21/23 05:17 AM EDT	6.6	76.10	56.9%	98.37	NO
07/21/23 05:27 AM EDT	6.6	76.10	56.9%	98.39	NO
07/21/23 05:37 AM EDT	6.6	76.10	56.8%	98.41	NO

Data Readings for Test Site Basement (Continued)

Reading Time Stamp	Radon Reading pCi/L	Temp °F	Humidity	Pressure kPA	Tampered
07/21/23 05:57 AM EDT	7.1	76.10	56.8%	98.41	NO
07/21/23 06:07 AM EDT	7.6	76.10	56.7%	98.43	NO
07/21/23 06:17 AM EDT	7.2	76.10	56.6%	98.43	NO
07/21/23 06:27 AM EDT	7.3	76.10	56.6%	98.46	NO
07/21/23 06:37 AM EDT	8.1	76.10	56.6%	98.48	NO
07/21/23 06:47 AM EDT	7.0	76.10	56.5%	98.49	NO
07/21/23 06:57 AM EDT	6.6	76.10	56.8%	98.50	NO
07/21/23 07:07 AM EDT	5.9	76.10	56.9%	98.52	NO
07/21/23 07:17 AM EDT	6.6	76.10	56.9%	98.54	NO
07/21/23 07:27 AM EDT	7.2	76.10	56.9%	98.53	NO
07/21/23 07:37 AM EDT	7.0	76.10	56.9%	98.55	NO
07/21/23 07:47 AM EDT	6.7	76.10	56.9%	98.57	NO
07/21/23 07:57 AM EDT	7.2	76.10	57.1%	98.58	NO
07/21/23 08:07 AM EDT	9.0	75.92	57.2%	98.57	NO
07/21/23 08:17 AM EDT	7.5	75.92	57.3%	98.59	NO
07/21/23 08:27 AM EDT	7.9	75.74	57.3%	98.59	NO
07/21/23 08:37 AM EDT	8.2	75.74	57.3%	98.58	NO
07/21/23 08:47 AM EDT	8.2	75.74	57.5%	98.58	NO
07/21/23 08:57 AM EDT	6.9	75.74	57.5%	98.60	NO
07/21/23 09:07 AM EDT	7.0	75.74	57.6%	98.60	NO
07/21/23 09:17 AM EDT	7.1	75.56	57.6%	98.62	NO
07/21/23 09:27 AM EDT	6.8	75.56	57.6%	98.64	NO
07/21/23 09:37 AM EDT	6.9	75.56	57.7%	98.65	NO
07/21/23 09:47 AM EDT	6.2	75.56	57.8%	98.65	NO
07/21/23 09:57 AM EDT	7.0	75.56	57.8%	98.64	NO
07/21/23 10:07 AM EDT	8.0	75.56	57.7%	98.66	NO
07/21/23 10:17 AM EDT	9.0	75.56	57.7%	98.66	NO
07/21/23 10:27 AM EDT	8.8	75.56	57.8%	98.68	NO
07/21/23 10:37 AM EDT	7.8	75.56	57.8%	98.69	NO
07/21/23 10:47 AM EDT	8.6	75.56	57.8%	98.70	NO
07/21/23 10:57 AM EDT	8.7	75.56	57.8%	98.69	NO
07/21/23 11:07 AM EDT	8.2	75.56	57.8%	98.69	NO
07/21/23 11:17 AM EDT	8.4	75.56	57.8%	98.70	NO
07/21/23 11:27 AM EDT	9.2	75.56	57.8%	98.70	NO
07/21/23 11:37 AM EDT	10.1	75.56	57.8%	98.69	NO
07/21/23 11:47 AM EDT	11.1	75.56	57.8%	98.68	NO
07/21/23 11:57 AM EDT	10.4	75.38	57.8%	98.68	NO
07/21/23 12:07 PM EDT	10.8	75.38	57.8%	98.67	NO
07/21/23 12:17 PM EDT	9.4	75.38	57.9%	98.67	NO

Data Readings for Test Site Basement (Continued)

Reading Time Stamp	Radon Reading pCi/L	Temp °F	Humidity	Pressure kPA	Tampered
07/21/23 12:37 PM EDT	8.5	75.56	57.8%	98.66	NO
07/21/23 12:47 PM EDT	8.3	75.56	57.8%	98.66	NO
07/21/23 12:57 PM EDT	7.1	75.56	57.9%	98.66	NO
07/21/23 01:07 PM EDT	7.6	75.38	58.0%	98.67	NO
07/21/23 01:17 PM EDT	7.2	75.38	58.1%	98.67	NO
07/21/23 01:27 PM EDT	9.7	75.56	57.9%	98.66	NO
07/21/23 01:37 PM EDT	9.1	75.56	57.9%	98.67	NO
07/21/23 01:47 PM EDT	9.9	75.38	58.1%	98.65	NO
07/21/23 01:57 PM EDT	10.9	75.38	58.1%	98.66	NO
07/21/23 02:07 PM EDT	11.0	75.56	58.0%	98.65	NO
07/21/23 02:17 PM EDT	10.2	75.56	58.1%	98.65	NO
07/21/23 02:27 PM EDT	9.4	75.56	58.1%	98.65	NO
07/21/23 02:37 PM EDT	8.6	75.56	58.1%	98.64	NO
07/21/23 02:47 PM EDT	7.7	75.56	58.1%	98.62	NO
07/21/23 02:57 PM EDT	8.4	75.56	58.2%	98.62	NO
07/21/23 03:07 PM EDT	9.3	75.38	58.1%	98.61	NO
07/21/23 03:17 PM EDT	10.2	75.56	58.2%	98.61	NO
07/21/23 03:27 PM EDT	9.3	75.56	58.2%	98.62	NO
07/21/23 03:37 PM EDT	10.2	75.56	58.1%	98.62	NO
07/21/23 03:47 PM EDT	9.6	75.56	58.0%	98.62	NO
07/21/23 03:57 PM EDT	10.1	75.56	58.0%	98.63	NO
07/21/23 04:07 PM EDT	10.7	75.74	57.9%	98.63	NO
07/21/23 04:17 PM EDT	8.7	75.74	58.0%	98.64	NO
07/21/23 04:27 PM EDT	9.7	75.74	57.9%	98.64	NO
07/21/23 04:37 PM EDT	9.8	75.74	57.9%	98.64	NO
07/21/23 04:47 PM EDT	11.2	75.92	57.9%	98.66	NO
07/21/23 04:57 PM EDT	9.8	75.92	57.9%	98.66	NO
07/21/23 05:07 PM EDT	9.4	75.92	57.8%	98.65	NO
07/21/23 05:17 PM EDT	9.2	75.92	57.8%	98.65	NO
07/21/23 05:27 PM EDT	8.6	75.92	57.7%	98.64	NO
07/21/23 05:37 PM EDT	7.5	76.10	57.7%	98.63	NO
07/21/23 05:47 PM EDT	7.6	76.10	57.7%	98.63	NO
07/21/23 05:57 PM EDT	7.0	76.10	57.6%	98.61	NO
07/21/23 06:07 PM EDT	6.5	76.10	57.5%	98.61	NO
07/21/23 06:17 PM EDT	7.2	76.10	57.6%	98.61	NO
07/21/23 06:27 PM EDT	7.6	76.10	57.7%	98.61	NO
07/21/23 06:37 PM EDT	7.6	76.10	57.5%	98.60	NO
07/21/23 06:47 PM EDT	6.8	76.10	57.5%	98.60	NO
07/21/23 06:57 PM EDT	7.6	76.28	57.4%	98.60	NO

Data Readings for Test Site Basement (Continued)

Reading Time Stamp	Radon Reading pCi/L	Temp °F	Humidity	Pressure kPA	Tampered
07/21/23 07:17 PM EDT	9.2	76.28	57.3%	98.60	NO
07/21/23 07:27 PM EDT	8.3	76.28	57.3%	98.60	NO
07/21/23 07:37 PM EDT	8.6	76.28	57.3%	98.60	NO
07/21/23 07:47 PM EDT	8.2	76.28	57.3%	98.58	NO
07/21/23 07:57 PM EDT	8.2	76.28	57.5%	98.58	NO
07/21/23 08:07 PM EDT	7.6	76.28	57.4%	98.57	NO
07/21/23 08:17 PM EDT	7.6	76.28	57.4%	98.56	NO
07/21/23 08:27 PM EDT	7.8	76.10	57.5%	98.56	NO
07/21/23 08:37 PM EDT	6.8	76.10	57.5%	98.56	NO
07/21/23 08:47 PM EDT	7.8	76.10	57.7%	98.57	NO
07/21/23 08:57 PM EDT	7.9	76.10	57.8%	98.57	NO
07/21/23 09:07 PM EDT	7.9	76.10	57.9%	98.58	NO
07/21/23 09:17 PM EDT	7.3	76.10	57.9%	98.58	NO
07/21/23 09:27 PM EDT	6.6	76.10	57.9%	98.58	NO
07/21/23 09:37 PM EDT	6.6	76.10	57.9%	98.58	NO
07/21/23 09:47 PM EDT	5.3	76.10	58.0%	98.58	NO
07/21/23 09:57 PM EDT	6.1	76.10	58.0%	98.58	NO
07/21/23 10:07 PM EDT	6.2	75.92	58.1%	98.59	NO
07/21/23 10:17 PM EDT	6.9	75.92	58.1%	98.60	NO
07/21/23 10:27 PM EDT	7.0	75.92	58.2%	98.61	NO
07/21/23 10:37 PM EDT	6.7	75.92	58.1%	98.60	NO
07/21/23 10:47 PM EDT	7.4	75.92	58.1%	98.61	NO
07/21/23 10:57 PM EDT	6.1	75.92	58.1%	98.61	NO
07/21/23 11:07 PM EDT	7.1	75.92	58.2%	98.60	NO
07/21/23 11:17 PM EDT	7.3	75.92	58.2%	98.61	NO
07/21/23 11:27 PM EDT	7.8	75.92	58.2%	98.61	NO
07/21/23 11:37 PM EDT	6.8	75.92	58.2%	98.61	NO
07/21/23 11:47 PM EDT	7.1	75.92	58.1%	98.61	NO
07/21/23 11:57 PM EDT	6.6	75.92	57.9%	98.62	NO
07/22/23 12:07 AM EDT	6.5	75.92	57.9%	98.62	NO
07/22/23 12:17 AM EDT	7.5	75.92	57.8%	98.63	NO
07/22/23 12:27 AM EDT	7.3	75.92	57.8%	98.62	NO
07/22/23 12:37 AM EDT	6.4	75.92	57.6%	98.61	NO
07/22/23 12:47 AM EDT	6.6	75.92	57.7%	98.61	NO
07/22/23 12:57 AM EDT	7.2	75.92	57.6%	98.60	NO
07/22/23 01:07 AM EDT	6.5	75.92	57.5%	98.60	NO
07/22/23 01:17 AM EDT	6.0	75.92	57.4%	98.60	NO
07/22/23 01:27 AM EDT	5.4	75.92	57.4%	98.60	NO
07/22/23 01:37 AM EDT	6.1	75.92	57.3%	98.61	NO

Data Readings for Test Site Basement (Continued)

Reading Time Stamp	Radon Reading pCi/L	Temp °F	Humidity	Pressure kPA	Tampered
07/22/23 01:57 AM EDT	6.8	75.92	57.2%	98.58	NO
07/22/23 02:07 AM EDT	6.5	75.92	57.3%	98.59	NO
07/22/23 02:17 AM EDT	6.7	75.92	57.2%	98.58	NO
07/22/23 02:27 AM EDT	6.8	75.92	57.2%	98.58	NO
07/22/23 02:37 AM EDT	7.9	75.92	57.1%	98.57	NO
07/22/23 02:47 AM EDT	8.2	75.92	57.2%	98.57	NO
07/22/23 02:57 AM EDT	7.6	75.92	57.2%	98.56	NO
07/22/23 03:07 AM EDT	7.5	75.74	57.1%	98.56	NO
07/22/23 03:17 AM EDT	8.2	75.74	57.0%	98.56	NO
07/22/23 03:27 AM EDT	7.8	75.92	57.0%	98.57	NO
07/22/23 03:37 AM EDT	7.6	75.74	56.9%	98.57	NO
07/22/23 03:47 AM EDT	6.6	75.74	56.9%	98.57	NO
07/22/23 03:57 AM EDT	7.1	75.74	56.9%	98.57	NO
07/22/23 04:07 AM EDT	8.0	75.92	56.8%	98.56	NO
07/22/23 04:17 AM EDT	7.6	75.92	56.7%	98.55	NO
07/22/23 04:27 AM EDT	7.1	75.92	56.6%	98.54	NO
07/22/23 04:37 AM EDT	8.2	75.92	56.5%	98.54	NO
07/22/23 04:47 AM EDT	7.9	75.92	56.5%	98.54	NO
07/22/23 04:57 AM EDT	8.0	75.92	56.5%	98.55	NO
07/22/23 05:07 AM EDT	7.6	75.92	56.5%	98.55	NO
07/22/23 05:17 AM EDT	7.3	75.92	56.4%	98.56	NO
07/22/23 05:27 AM EDT	7.6	75.92	56.3%	98.56	NO
07/22/23 05:37 AM EDT	7.8	75.92	56.3%	98.56	NO
07/22/23 05:47 AM EDT	7.3	75.92	56.3%	98.57	NO
07/22/23 05:57 AM EDT	7.8	75.92	56.2%	98.57	NO
07/22/23 06:07 AM EDT	7.4	75.92	56.2%	98.59	NO
07/22/23 06:17 AM EDT	9.0	75.92	56.1%	98.59	NO
07/22/23 06:27 AM EDT	9.3	75.92	56.1%	98.60	NO
07/22/23 06:37 AM EDT	8.3	75.92	56.1%	98.60	NO
07/22/23 06:47 AM EDT	9.2	75.74	56.2%	98.61	NO
07/22/23 06:57 AM EDT	8.9	75.74	56.2%	98.61	NO
07/22/23 07:07 AM EDT	9.2	75.92	56.2%	98.62	NO
07/22/23 07:17 AM EDT	8.6	75.92	56.3%	98.62	NO
07/22/23 07:27 AM EDT	8.2	75.92	56.3%	98.63	NO
07/22/23 07:37 AM EDT	9.1	75.92	56.4%	98.63	NO
07/22/23 07:47 AM EDT	9.3	75.74	56.4%	98.62	NO
07/22/23 07:57 AM EDT	9.5	75.74	56.6%	98.62	NO
07/22/23 08:07 AM EDT	9.3	75.74	56.7%	98.63	NO
07/22/23 08:17 AM EDT	9.2	75.56	56.8%	98.63	NO

Data Readings for Test Site Basement (Continued)

Reading Time Stamp	Radon Reading pCi/L	Temp °F	Humidity	Pressure kPA	Tampered
07/22/23 08:37 AM EDT	9.1	75.56	57.0%	98.63	NO
07/22/23 08:47 AM EDT	8.7	75.56	57.0%	98.64	NO
07/22/23 08:57 AM EDT	9.1	75.38	57.0%	98.63	NO
07/22/23 09:07 AM EDT	9.2	75.38	56.9%	98.63	NO
07/22/23 09:17 AM EDT	8.3	75.38	57.0%	98.63	NO
07/22/23 09:27 AM EDT	8.1	75.38	57.0%	98.63	NO
07/22/23 09:37 AM EDT	9.0	75.38	57.0%	98.63	NO
07/22/23 09:47 AM EDT	9.3	75.38	57.0%	98.63	NO
07/22/23 09:57 AM EDT	8.2	75.38	57.0%	98.63	NO
07/22/23 10:07 AM EDT	7.2	75.38	57.1%	98.62	NO
07/22/23 10:17 AM EDT	7.5	75.38	57.1%	98.62	NO
07/22/23 10:27 AM EDT	9.4	75.38	57.1%	98.63	NO
07/22/23 10:37 AM EDT	9.3	75.38	57.2%	98.62	NO
07/22/23 10:47 AM EDT	8.8	75.38	57.2%	98.61	NO
07/22/23 10:57 AM EDT	9.7	75.38	57.3%	98.61	NO
07/22/23 11:07 AM EDT	10.6	75.38	57.3%	98.61	NO
07/22/23 11:17 AM EDT	10.2	75.38	57.3%	98.61	NO
07/22/23 11:27 AM EDT	9.7	75.38	57.3%	98.60	NO
07/22/23 11:37 AM EDT	10.6	75.38	57.4%	98.60	NO
07/22/23 11:47 AM EDT	10.7	75.38	57.4%	98.60	NO
07/22/23 11:57 AM EDT	10.2	75.38	57.5%	98.60	NO
07/22/23 12:07 PM EDT	9.9	75.38	57.6%	98.59	NO
07/22/23 12:17 PM EDT	9.3	75.38	57.6%	98.58	NO
07/22/23 12:27 PM EDT	10.5	75.38	57.7%	98.58	NO
07/22/23 12:37 PM EDT	9.7	75.38	57.7%	98.58	NO
07/22/23 12:47 PM EDT	9.4	75.38	57.7%	98.57	NO
07/22/23 12:57 PM EDT	8.6	75.38	57.7%	98.56	NO
07/22/23 01:07 PM EDT	8.8	75.38	57.8%	98.56	NO
07/22/23 01:17 PM EDT	9.5	75.38	57.8%	98.56	NO
07/22/23 01:27 PM EDT	9.0	75.38	57.8%	98.55	NO
07/22/23 01:37 PM EDT	9.6	75.56	58.0%	98.56	NO
07/22/23 01:47 PM EDT	9.4	75.56	58.0%	98.54	NO
07/22/23 01:57 PM EDT	9.1	75.56	58.1%	98.54	NO
07/22/23 02:07 PM EDT	10.0	75.56	58.1%	98.54	NO
07/22/23 02:17 PM EDT	8.7	75.56	58.2%	98.54	NO
07/22/23 02:27 PM EDT	8.9	75.56	58.1%	98.52	NO
07/22/23 02:37 PM EDT	9.4	75.56	58.1%	98.51	NO
07/22/23 02:47 PM EDT	11.7	75.56	58.2%	98.50	NO
07/22/23 02:57 PM EDT	11.9	75.56	58.1%	98.48	NO

Data Readings for Test Site Basement (Continued)

Reading Time Stamp	Radon Reading pCi/L	Temp °F	Humidity	Pressure kPA	Tampered
07/22/23 03:17 PM EDT	8.5	75.56	58.2%	98.46	NO
07/22/23 03:27 PM EDT	7.6	75.56	58.3%	98.46	NO
07/22/23 03:37 PM EDT	7.5	75.74	58.3%	98.45	NO
07/22/23 03:48 PM EDT	8.2	75.74	58.3%	98.45	NO
07/22/23 03:57 PM EDT	7.9	75.74	58.2%	98.44	NO
07/22/23 04:08 PM EDT	7.1	75.74	58.1%	98.45	NO
07/22/23 04:18 PM EDT	6.9	75.74	58.1%	98.45	NO
07/22/23 04:28 PM EDT	7.0	75.74	58.2%	98.45	NO